



British Academy  
of Aesthetic Dentistry  
EST. 1994

# BAAD CONFERENCE 2026

30 - 31 JANUARY 2026 HILTON LONDON SYON PARK

## WHO'S BAAD

### THE THRILL OF THE DRILL

## ANNUAL SCIENTIFIC MEETING

## 2026 PROGRAMME



British Academy  
of Aesthetic Dentistry

EST. 1994


See our website to keep up to date



[baad.org.uk](http://baad.org.uk)

Follow BAAD



 [@baadaestheticdentistry](https://www.instagram.com/baadaestheticdentistry)



 [@BAADAcademy](https://www.facebook.com/BAADAcademy)

# President's Welcome



Dear Friends,

**BAAD is back—and this time it is certain to be a Thriller.**

I am delighted to welcome you to our **Annual Scientific Meeting**, an event that consistently sets the benchmark for unbiased, world-class education, thoughtfully combined with a family-centric programme of entertainment. Let us hope that Conference 31 is truly second to none.

Our speakers have worked tirelessly to shape sessions around the themes of **failure, resilience and emerging technologies**—helping us deliver dentistry that is more predictable, more patient-centred and ever closer to mimicking nature. I would like to extend my sincere thanks to each of our speakers for their continued support of BAAD.

**The 80s theme** invites us to reflect on our individual journeys—our challenges, our progress, and the inspirational figures who have shaped our careers—while celebrating the bonds that make BAAD such a special academy. I very much look forward to seeing your legendary fancy-dress outfits, almost as much as the lectures themselves.

Our trade partners have once again demonstrated unwavering commitment to BAAD, enabling us to deliver the **exceptional conference experience** you have come to expect. Please take time during breaks and lunches to engage with them—their expertise, energy and support play a vital role in the unique buzz of our meetings.

I would also like to recognise the outstanding work of our **Scientific Committee and my exceptional Executive Council**, who have made my first year as President an absolute pleasure. I am deeply grateful for their dedication and support. In particular, I wish to thank our immediate Past President, **Nik Sisodia**, for his guidance and tireless contribution over many years. Having completed his final term on Council, he can now enjoy a well-deserved step back and experience the conference as a delegate.

As ever, a tremendous amount of work takes place behind the scenes to ensure the smooth running of both this meeting and the Academy throughout the year. I extend my heartfelt thanks to the entire **Executive Committee** for their commitment and continued support.

I hope you **enjoy every moment** of the conference and help us spread the word to the next generation for future events!

**Dr. Nik Sethi**

President, BAAD  
2025–2027

## Friday 30<sup>th</sup> January Agenda

08.00-08.45	Registration		
08.45-09.00	President's Welcome		Nik Sethi
09.00-10.00	Injection Moulding Technique: The "Customised Hybrid Index" and Updated Clinical Procedures		Marco Veneziani
10.00-11.00	25 Years of Reflections		Tif Qureshi
11.00-11.30	Coffee Break		
11.30-12.30	Thrill of the Fill: Mastering Complex Canals and Restoration with Minimally Invasive Approach		Massimo Giovarruscio
12.30-13.15	Debate		
13.15-14.15	Lunch		
14.15-15.15	Who's BAAD: An Interdisciplinary Ortho-Prosthetic Thriller Story		Ionut Branzan
			Diana Boangar
15.15-15.45	Tea Break		
15.45-17.00	Surgical Strategies to Achieve Esthetics in Minimally Invasive Orthognathic Surgery (MIOS)		Nelson Leon
17.00-17.30	Debate		
17.30-18.00	AGM - For all Academy Members		
19.30	"WHO'S BAAD" Themed Dinner		

## Saturday 31<sup>st</sup> January Agenda

09.00-09.45	The Art of the Smile. Blending Art, Science and Human Connection		Maria Spanopoulou
09.45-10.30	The Ongoing Dilemma of the Missing Upper Incisor		Ute Schneider
10.30-10.45	Debate		
10.45-11.15	Coffee Break		
11.15-12.00	Nightmare Periodontal Cases - Is There a Solution?		Giulio Rasperini
12.00-12.45	Digital Interdisciplinary Treatment - How to Combine Biology with Technology to Achieve Predictability in Aesthetic Zone		Gustavo Giordani
12.45-13.15	Debate		
13.15-14.15	Lunch		
14.15-15.15	BAAD MEMORIAL LECTURE: Hard and Soft Tissue Management in the Esthetic Area to Achieve Predictable Results: From Class I To Class III		Ramón Gomez-Meda
15.15-15.45	Tea Break		
15.45-16.45	Hard and Soft Tissue Management in the Esthetic Area to Achieve Predictable Results: From Class I To Class III		Ramón Gomez-Meda
16.45-17.15	Debate		
19.00	Gala Dinner: Black Tie		

**WHO'S BAAD**  
THE THRILL OF THE DRILL



## **Injection Moulding Technique: The “Customised Hybrid Index” and Updated Clinical Procedures**

**09.00 - 10.00**

**Injection Moulding Technique is a powerful therapeutic option in the restorative field, aiming to improve the aesthetics and function of teeth. It is a repeatable and predictable technique, which requires a direct/indirect procedure to transform the digital tooth design and the wax-up (analog or digital) into a definitive composite restoration.**

The author has developed the technique in an innovative way with the help of a new index dedicated to the injection procedure and called Customised Hybrid Index, published in the IJED 2025 n1. The technique requires the use of flowable composites or thermoviscous composites and allows the restoration of the shape, surface and texture of the elements by replicating shapes defined in the laboratory through accurate waxing and tested with mock-ups before being injected.

The classic field of application is the adhesive restorative, especially in additive cases (e.g. diastemas, erosion/abrasion, etc.) from single restorations or of some frontal elements up to full mouth adhesive rehabilitation. However, the technique also becomes strategic in orthodontic cases in order to define the final volumes before orthodontic movements.

A last option developed by the author is the application of the injection technique in periodontal cases, even serious ones, with significant loss of periodontal support; in these cases, after an adequate surgical or non-surgical periodontal therapy, it is possible to re-establish adequate shapes by closing black triangles and possibly splinting together the elements with significant mobility. It is therefore clear that the fields of application are truly numerous and the technique, as developed, constitutes an extraordinary therapeutic opportunity in an increasingly conservative and minimally invasive perspective.

### **LEARNING AIMS & OBJECTIVES**

- Description of the operative sequences for the Injection Moulding technique
- The monolithic one stage approach or the layered two stage approach: presentation of the cases to understand when to use each one.
- The Innovative customised Hybrid Index: what it is and how to use it
- The different updated clinical application: restorative, pre-and post-ortho, periodontal case, full mouth adhesive rehabilitations.

**Moderated by Dr Dipesh Parmar**



**Dr. Marco Veneziani**

Born in Piacenza, Italy, on 19 Nov, class of 1964. Graduated in “Dentistry and Dental Prosthesis at the University of Milan 1988 with 110 cum laude. Active member of the Accademia Italiana di Conservativa e Restaurativa (AIC ) since 1996 Member of the Membership Acceptance Commission Active member of the Italian Academy of Esthetic Dentistry (IAED) since 2012 and member of the board of director.

Active member of the International Academy for Digital Dental Medicine (IADDM) since 2015.

Visiting Professor at the University of Pavia (Italy). He has held Master Courses of Restorative Dentistry at the University of Torino, Bologna, Milano (Humanitas University ). Speaker on topics of Restorative Dentistry and Periodontology at several courses and congresses at national and international level. Author of conservative and prosthetic dentistry publications in national and international journals. Author of some chapter of the book Esthetic Restorative Dentistry by AIC, Quintessence Pub. 2021.

Author of the innovative book entitled “Solutions - Adhesive Restoration Techniques and Integrated Surgical Procedures” Edra Ed. 2021 translated into seven languages. Finalist (3rd place) at the international AIOP-APS Excellence in Prosthodontics Award, 2015. Reviewer for the International Journal of Esthetic Dentistry.

He holds several training and specialization courses with hands-on about restorative dentistry with a multidisciplinary approach, at his own educational center (MFV Communication) in Vigolzone and throughout the country and internationally. Private Practice in Vigolzone (PC, Italy ) from 01.04.1989 with a multidisciplinary approach to dentistry.

# 25 Years of Reflections

10.00 - 11.00

**Tif has been using ortho-restorative techniques for 25 years and has pioneered and developed the concept of ABB (Align, Bleach and Bond) for with hundreds of cases completed and numerous longterm follow ups documented.**

This lecture will look at how successful and predictable these treatments have been in this time, examining reasons for failures, how to manage patient expectations and comparisons to patients who chose not to treat and how their function changed. It will build a case that as dentists, we have an opportunity to educate and then intercept failing dentitions with simple treatments that could prevent the need for a full mouth rehabilitation

## LEARNING AIMS & OBJECTIVES

- Assess the value of the lifetime patient approach
- Understand the ortho-restorative parameters that could be added to every dental examination
- Strategies to maintain, and retain and manage patients expectations
- Analysis of long term results both good and bad
- Appreciate the resulting risk reduction with the patients you treat

**Moderated by Dr Dipesh Parmar**



**Dr. Tif Qureshi**

Tif Qureshi qualified from Kings College London in 1992. He is a private practitioner based near London, UK.

He is the chairman of IAS Academy, an international faculty that provides mentored education for general dentists on a pathway from appropriate simple to comprehensive restoratively focused orthodontics. Tif helps to lead and educate a network of trainers and mentors internationally, ensuring quality delivery of education and ongoing mentoring. Tif has a special interest in orthodontics and truly minimally invasive restorative dentistry. He is also interested in monitoring the the long- term benefits of this kind of scalable interceptive treatment.

He sits on the board of the British Association of Private Dentistry. He is also a Fellow of the International College of Dentists. Tif is also the winner of several prestigious awards including the SverkerPrize in Sweden and the Lifetime Contribution to Aesthetic Dentistry in the UK. He is one of the Past Presidents of the British Academy of Cosmetic Dentistry.

He has committed his life's work to empowering dentists to offer a wide variety of treatments to many more patients. Tif was the original global pioneer of the "Align, Bleach, Bond" concept and Progressive Smile Design and teaches widely using clear aligners. He is also an experienced teacher in the Dahl concept to assist in minimally invasive, patient-centred dentistry. Tif lectures extensively internationally and has had many articles published on all these subjects.

**Friday 30<sup>th</sup> January**

## Thrill of the Fill: Mastering Complex Canals and Restoration with Minimally Invasive Approach

**11.30-12.30**

**In an era where saving teeth once deemed “unsalvageable” is becoming increasingly achievable, endodontists are challenged to push clinical boundaries with both skill and strategy.**

This presentation delves into the heart of complex endodontic treatment - highlighting the thrill, the challenges, and the precision required to navigate intricate root canal systems while preserving tooth structure. Focusing on a minimally invasive approach, this session will explore contemporary methods for managing anatomically and structurally compromised teeth through advanced diagnostics, canal negotiation techniques, and restorative integration. Participants will gain practical insights into decision-making, the use of modern tools and materials, and restorative techniques that support long-term success. Join us as we uncover how the synergy between endodontic expertise and thoughtful restoration can redefine what's possible in tooth preservation - because sometimes, the most difficult cases bring out the best in clinical skill.

### LEARNING AIMS & OBJECTIVES

To explore contemporary approaches in the management of complex endodontic cases, emphasizing minimally invasive techniques for root canal treatment and restoration, with the goal of improving long-term tooth survival and clinical outcomes.

**By the end of this presentation, participants will be able to:**

1. Identify diagnostic criteria and decision-making frameworks for managing structurally and anatomically compromised teeth.
2. Understand the principles of minimally invasive endodontics (MIE) and their application in complex canal systems.
3. Discuss current techniques and technologies for negotiating, cleaning, and shaping challenging root canal anatomies.
4. Evaluate restorative strategies that complement endodontic treatment in maintaining tooth structure and function.
5. Apply clinical problem-solving approaches to enhance predictability in endodontic and restorative outcomes.

#### Key Learning Points:

- The importance of case selection and diagnostic precision in managing complex endodontic cases.
- Techniques and tools for conservative access, canal negotiation, and cleaning in difficult anatomies.
- Integration of endodontic and restorative planning for tooth preservation.
- The role of biomaterials and modern adhesive techniques in post-endodontic restoration.
- How a minimally invasive philosophy can enhance longevity, aesthetics, and functional outcomes in high-risk teeth.

**Moderated by Dr Dipesh Parmar**



***Dr. Massimo Giovarruscio***

Dr. Massimo Giovarruscio is a highly skilled professional, with extensive experience in Endodontics, Restorative and Aesthetic Dentistry. With over 25 years' experience in dentistry, he has developed his reputation within the profession as an excellent clinician and endodontist.

He is accredited specialist in endodontics and he was a Clinical Teacher in Endodontics at King's College London Dental Institute to both Undergraduate and Postgraduate students. Visiting Professor at Universidad CEU Cardenal Herrera Valencia, Master Internacional en Odontologia Restauradora y Endodoncia.

He works in Rome and Bristol, specialising in endodontic treatment and restoration of endodontically treated teeth and is regarded as a World Opinion Leader in endodontics and restorative procedures related to the endodontically treated tooth. He lectures world-wide and has published many articles in international journals, and written several endodontic chapters and manuals recognised and used by the University.

Active member of the European Society of Endodontology, British Academy of Aesthetic Dentistry, Italian Society of Endodontics. Massimo is also a member of Styleitaliano Endodontics, the largest dental study group in the web, with the mission of setting excellence standards while simplifying protocols in this vast world of Endodontics.



## Who's BAAD: An Interdisciplinary Ortho- Prosthetic Thriller Story

14.15-15.15

**Interdisciplinary collaborations have been proven to bring aesthetic, functional and structural advantages from straightforward to complex cases.**

The result of such approaches is usually the minimal invasiveness of the final prosthetic restorations. When things go smoothly, everyone is winning; the patients, the prosthodontist and the orthodontist. But what happens when things don't go exactly according to plan? Who's to blame? We know that failing is part of our process of becoming better doctors.

The way we deal with our own failures can guide our growth or our self-sufficiency. So it's better to approach errors with honesty, critical thinking and resilience. The lecture will present a time-proven, systematic clinical protocol for ortho-prosthetic collaboration.

### LEARNING AIMS & OBJECTIVES

- Illustrate a time-proven, efficient clinical protocol of ortho-prosthetic collaboration
- Underline main clinical mistakes that may be encountered in interdisciplinary cases
- Show patient-related factors that may make the difference between long-term successes and failures
- Facilitate audience educations in clinical failures by showing how they could have been prevented and what was learned from the experience

**Moderated by Dr Martin Wanendeya**



**Dr. Ionut Branzan**

Dr. Ionut Branzan graduated the "I.Hatieganu" University of Medicine and Pharmacy – Faculty of Dentistry, Cluj-Napoca in 2005. Since then, he has been working in Zalau, Romania, where he established an interdisciplinary clinic and team. Currently, he focuses on dental and implant prosthetics. He lectures extensively in Romania and abroad on the topic of esthetics in dentistry and implant prosthodontics.

He is member of the Learning by Doing teaching platform, a project aimed at educating young doctors of different specialties. Dr. Branzan has published articles concerning the clinical aspect of his work in dental magazines from Romania, Italy, Japan, China, Germany, Canada and Poland. He is the author of several chapters in "Incursiune in Estetica Dentara" published and printed by the Romanian Society of Esthetic Dentistry ( SSER) in 2013, and Comprehensive Esthetic Dentistry published and printed by Quintessence publishing 2015. In 2017 he won the award "Excellence in Prosthodontics" ([www.zerodonto.com/en/the-award-2017/](http://www.zerodonto.com/en/the-award-2017/)) held by AIOP, APS, JPD, ZERODONTO.



**Dr. Diana Boangar**

Dr. Elia Diana Boangar graduated the "I.Hatieganu" University of Medicine and Pharmacy Cluj-Napoca in 2006, and in 2010 she finished her Master's degree in Orthodontics in Cluj-Napoca and Bordeaux, France. Ever since, she has been exclusively practicing orthodontics in Cluj-Napoca and Zalau.

In 2015 she became part of the "Learning by Doing" multidisciplinary educational platform, which advocates for solid professional and ethical principles in dentistry. Apart from her private practice, she likes to share her experience and advocate for the integration of interdisciplinarity in the protocols of complex treatment planning.

She lectures nationally and internationally on the subjects of skeletal anchorage and interdisciplinary treatment of adult patients, emphasising the importance of properly sequencing orthodontic, periodontal and restorative treatment.

She also published articles related to interdisciplinary orthodontics in international peer-reviewed journals. She is speaking for GC Orthodontics, and an active member of World Federation of Orthodontists, American Association of Orthodontists and European Orthodontic Society.

**Friday 30<sup>th</sup> January**

## **Surgical Strategies to Achieve Esthetics in Minimally Invasive Orthognathic Surgery (MIOS)**

**15.45-17.00**

**This lecture presents a modern approach to orthognathic surgery, focusing on how minimally invasive techniques can dramatically enhance facial and dental esthetics. By reducing surgical trauma through limited dissection and digital planning, MIOS offers faster recovery and refined outcomes.**

Designed for dental professionals, the presentation highlights the role of jaw repositioning in optimizing smile design, incisal display, and facial balance. With clinical cases and interdisciplinary insights, Dr. Leon will demonstrate how MIOS aligns surgical precision with esthetic goals reshaping the future of functional and cosmetic dentistry.

### **LEARNING AIMS & OBJECTIVES**

#### **Aims:**

- To present a modern, aesthetically driven approach to orthognathic surgery using Minimally Invasive Orthognathic Surgery (MIOS) principles.
- To demonstrate how surgical strategies can harmonize skeletal corrections with facial and dental esthetics.
- To inspire a shift toward less invasive, more refined techniques that preserve anatomy, accelerate recovery, and elevate esthetic outcomes.

#### **Objectives:**

1. Understand the core principles of MIOS, including soft tissue preservation, skeletal movement control, and a faster recovery process.
2. Identify key aesthetic landmarks and their influence on facial perception in orthognathic planning.
3. Apply surgical strategies that balance function and esthetics with minimal invasiveness.
4. Integrate MIOS techniques into interdisciplinary treatment plans, particularly in collaboration with aesthetic dentistry.
5. Evaluate outcomes through the lens of facial harmony, symmetry, and patient satisfaction.

**Moderated by Dr Martin Wanendeya**



**Dr. Nelson Leon**

Dr. Nelson Leon has redefined the modern approach to jaw surgery. As a specialist in Oral and Maxillofacial Surgery, he has built a private practice exclusively dedicated to minimally invasive orthognathic surgery (MIOS) and dental implants, helping patients achieve not only functional balance but also natural facial harmony.

Educated in Caracas, Venezuela, first at Santa María University and then at the Hospital General del Oeste, Dr. Leon transformed his vision into reality: to make jaw surgery less traumatic, more precise, and deeply aligned with the principles of facial aesthetics.

His mission is simple yet profound: to transform lives through surgical excellence. By combining advanced techniques with a deep understanding of facial anatomy and aesthetics, he delivers results that go beyond structural correction, restoring confidence and redefining identity.

# BAAD Membership



British Academy  
of Aesthetic Dentistry  
EST. 1994

**Membership is open to all qualified members of the Dental Profession, including Dental Surgeons, Dental Technicians/Technologists, Nurses, Hygienists, Therapists and Practice Managers, registered with the General Dental Council.**

**The Academy has several membership types;**

- Full or Associate for UK residents and an International Membership for those members residing abroad. There are also Corporate, Honorary and Life Memberships.
- Current membership fees are £500.00 per annum.

Full membership of the Academy is a distinctive honour and is bestowed upon persons who have presented to the Academy and have been validated by their peers and those who have made notable contributions in the field of aesthetic dentistry through education, research or clinical practice.



## Joining the Academy

Should you wish to join the Academy, please contact our secretary or forward your contact details to us by email at [info@baad.org.uk](mailto:info@baad.org.uk)



## Spouse Event

**The President's wife Mrs Nisha Sethi, invites you to join her for an informal gathering, while your significant other is attending the conference.**

Meet up for Prosecco (or non-alcoholic drink), nibbles and a chat in the Spa Cafe, at around **2pm on Saturday 31<sup>st</sup> January** and then spend the afternoon at leisure, perhaps making use of the fabulous facilities at the Kallima Club Spa.

This 10,000 sq. ft. adults-only spa offers a relaxation lounge, nine treatment rooms, a couple's villa, and a steam room.

Use of the leisure facilities will be free of charge to all residential BAAD delegates (normally there is a charge). Treatments of course will be at an additional charge as taken and should be pre-booked.

**Please contact The Conference Shop to confirm your attendance:**

**E:** [sales@conferenceshop.com](mailto:sales@conferenceshop.com)

**T:** 0345 873 6299

**Saturday 31<sup>st</sup> January**

## The Art of the Smile. Blending Art, Science and Human Connection

**09.00-09.45**

A beautiful smile is more than an arrangement of teeth. It is a powerful expression of identity and emotion. In modern aesthetic dentistry, the creation of a natural smile demands more than technical expertise, it requires the seamless integration of artistic vision, scientific precision and communication. The lecture explores the multifaceted nature of smile design, focusing on three core pillars:

- The art of visual harmony and facial aesthetics
- The science of colour analysis, dental materials and manufacturing techniques
- Communication between the lab, the dentist and the patient for more predictable and personalized outcomes

### LEARNING AIMS & OBJECTIVES

- Explain the significance of the “Smile Design” and all the important information that provides us
- Apply an interdisciplinary approach to smile design that blends dental science with artistic aesthetics and empathetic patient communication
- Identify the optical properties of the natural teeth
- Explain the principles of colour science, including hue, value and chroma and how they apply to shade selection and matching
- Demonstrate shade-taking techniques using visual and digital methods under appropriate lighting conditions
- Differentiate between various restorative materials based on the colour behaviour and suitability for different clinical scenarios
- Analyze the influence of underlying tooth structure, preparation design and material thickness on final colour outcomes
- Explain the “Canvas” (micro-layering) and the 3D Staining technique to mimic natural tooth aesthetics
- Evaluate clinical cases to assess material selection and colour matching decisions

**Moderated by Dr Elaine Mo & Ms Eva Forst**



**MDT Maria Spanopoulou**

Maria Spanopoulou is a highly accomplished Dental Technician and lab owner with a career spanning over two decades. From 2004 to 2005, she worked at Seger Dentallabor AG in Triesen, Liechtenstein, before founding Advanced Dental Laboratory in Athens, Greece, in 2006, where she continues to lead innovative dental work.

Between 2006 and 2012, she operated a pilot lab for Dentsply Sirona and MCXL, contributing to the advancement of digital dentistry. Since 2011, she has served as Editor-in-Chief of Laborama magazine, published by Omnipress. From 2018 to 2021, she was a trainer with the Straumann Lab Academy and has been recognized as a Key Opinion Leader for Ivoclar, Straumann, and MPF Brush Co. Her lab collaborates with the Postgraduate Department of Prosthodontics and Restorative Dentistry at the National and Kapodistrian University of Athens.

Maria is a member of the International Team of Implantology (ITI), a founding member of the Hellenic Society of Medical and Dental Digital Technology, and a certified member of Digital Smile Design.

She is also an international speaker and published author in both Greek and international dental journals. Currently pursuing a BSc (Hons) in Dental Technology at the University of West Attica (2020–2024), Maria brings expertise in aesthetic all-ceramic and implant restorations, face and colour analysis, and team leadership. She is fluent in English, German, and Spanish.



# The Ongoing Dilemma of the Missing Upper Incisor

09.45-10.30

**Missing teeth in the aesthetic zone are a frequent orthodontic problem mostly due to agenesis, trauma or periodontal involvement. With full aesthetic and functional rehabilitation being the primary treatment goal, all these patients need an interdisciplinary team to jointly perform treatment planning including evaluation of existing alternatives, and comprehensive execution of the chosen treatment approach.**

When implants came on the market these situations were often enthusiastically managed by single-tooth implant-borne crowns with or without hard and/or soft tissue grafting. However, critical reevaluation of the results in the long run often evidenced not only pink and white aesthetic complications, but also functional issues due to periimplantitis or implant infraocclusion.

The cantilever resin-bonded bridge has proven to be a viable alternative which is longer only considered a long-term provisional but a definitive solution as the nuts and bolts the traditional two-connector Maryland bridge has been successfully overcome by the new single-wing design.

However, if patients accept orthodontic treatment, tooth autotransplantation or space closure are predictable long-term strategies which allow to reduce prosthodontic substitution of the missing tooth to mere restorative tooth reshaping, hence offering a minimally invasive solution to the affected patient. The spectrum of existing treatment possibilities for missing teeth in the aesthetic zone will be concluded by presenting an interesting 'out-of-the-box' approach in a young patient with multiple agenesis.

## LEARNING AIMS & OBJECTIVES

- To critically highlight the pros and cons of different treatment strategies for missing teeth in the aesthetically sensitive zone
- To emphasize the need for treating these patients with an equally skilled interdisciplinary team
- To highlight the unpredictability of implant borne crowns not only in the aesthetic zone
- To present long-term maintenance of non-ankylosed deciduous incisors as an alternative treatment option

**Moderated by Dr Elaine Mo & Ms Eva Forst**



**Dr. Ute Schneider**

- 1985 DDS University of Mainz, Germany
- 1987 Private practice in Bolzano, Italy together with Dr. Lorenz Moser
- 1999 Diplomate of the Italian Board of Orthodontists (IBO)
- 2010 Specialty in Orthodontics, University of Ferrara, Italy
- 2011 Active Member EHASO (Angle East)
- Since 2011 Visiting professor, Dep. of Orthodontics University of Ferrara, Italy
- 2012 President of the Accademia Italiana di Ortodonzia (AIdOr)
- 2019-2021 President Angle East (EHASO)
- 2022 Honorary Member AIdOr
- President SIDO 2024
- Since 2021 Adjunct Associate Professor, Dep. of Orthodontics, University of Pennsylvania, USA
- Publications in peer-reviewed journals and chapters in orthodontic textbooks
- Member Editorial Board Seminars in Orthodontics
- Associate Editor Journal of Esthetic and Restorative Dentistry JERD

## Nightmare Periodontal Cases - Is There a Solution?

**11.15-12.00**

In the last 25 years, periodontal therapy has seen development of biological concepts, the understanding of the disease, different biomaterials and surgical techniques with the aim of making the outcomes of plastic regenerative therapy predictable and to reduce surgical complications as much as possible; including material exposure, tissue necrosis and loss of interdental tissue.

These complications occur during healing phases and lead to an obvious compromised biologic, functional and aesthetic result. This presentation will show some clinical complications in periodontal regeneration, giving the opportunity to the audience to discuss the reason of the failures, and elaborating on the possible solutions.

### LEARNING AIMS & OBJECTIVES

- How to diagnose the periodontal disease
- To select the proper treatment plan in each patient saving the natural dentition
- Healing timing and when and how to perform a second reparative surgery when necessary.

**Moderated by Dr Mirela Feraru**



***Dr. Giulio Rasperini***

Dr. Rasperini is Associate Professor of Dentistry and Periodontology at the Department of Biomedical, Surgical and Dental Sciences, University of Milan, Milan, Italy.

Part-time Faculty at Harvard School of Dental Medicine, Boston, MA, USA.

Graduated in dentistry in 1990, Specialist in Orthodontics 1997, Active Member of the SIdP since 1997; EAED since 2009, BAAD since 2015, IAO since 2022. Board member of the IAP since 2023.

Member of the Editorial Board of the International Journal of Periodontics & Restorative Dentistry and is an adhoc reviewer on the editorial boards of multiple journals.

He has published over 127 papers peer-reviewed, h-index 53 and about 10k citations. He lectured extensively in the five continents in the fields of Periodontology and Implantology.

Winner of awards for research. He is the founder of the iPerio Education Center in Piacenza, Italy, where he teaches his philosophy of treatment and concepts of the modern dentistry.

# Digital Interdisciplinary Treatment - How to Combine Biology with Technology to Achieve Predictability in Aesthetic Zone

12.00-12.45

**In this new world that we live in, joining specialties combined with fast procedures has become something fundamental for the success of aesthetic rehabilitation.**

When we are faced with an interdisciplinary case involving cosmetic surgery, the use of digital planning for a correct and fast guided execution, combined with prosthetic rehabilitation, offers the patient and staff a more predictable, quick and less invasive treatment, seeking dentistry planned and non-reactive results.

During the lecture, we will show how to work with a fast and predictable digital workflow combining implants, surgical periodontics and aesthetic rehabilitation.

## LEARNING AIMS & OBJECTIVES

- Immediate implants in aesthetic zone Guided surgery in perio plastic surgeries and implants
- Tissue management around natural teeth and implants
- Abutment design and soft tissue support Connective tissue - donor and receiving areas Aesthetic Sutures
- Aesthetic crown-lengthening
- Tunneling procedures for soft tissue grafts Combination of surgery, orthodontics and restorative treatments

**Moderated by Dr Mirela Feraru**



***Dr. Gustavo Giordani***

Dr. Gustavo Giordani is a specialist in Oral Maxillofacial Surgery and Traumatology, with a post-graduate degree in Implantology and Periodontics. He specialised in cosmetic surgery at a Fellowship in Belgium with Dr. Eric Van Dooren.

Author of the book Smile Architecture - Building a brand, Interdisciplinary Aesthetic Dentistry - The Big Picture and several national and international scientific articles, Gustavo works as a clinician in his private clinic in São Paulo, Brazil and works in partnership with the biggest names in aesthetic rehabilitation in Brazil and world.

He stands out as a national and international speaker, participating in the biggest events of aesthetic dentistry surgery.

Graduated at Universidade Paulista - UNIP;

- Post Graduation on Oral and Maxillo Facial Surgery;
- Post Graduation on Implants and Periodontal Plastic Surgery;
- Fellowship International on Implants and Periodontal Surgery with Dr. Eric Van Dooren Antwerp - Belgium Implantes

Speaker Sponsor:



**Saturday 31<sup>st</sup> January**

## **BAAD MEMORIAL LECTURE:**

### **Hard and Soft Tissue Management in the Esthetic Area to Achieve Predictable Results: From Class I To Class III**

**14.15-15.15 / 15.45-16.45**

**Minimally invasive procedures keep the vascularization of the alveolus avoiding scars and other esthetic complications. New development in periodontal procedures allow the clinician to reconstruct the hard and soft tissues in predictable ways.**

This lecture explains the diagnosis and digital protocol along with the prosthetic and periodontal planification in order to get predictable results with immediate implants in different clinical scenarios.

#### **LEARNING AIMS & OBJECTIVES**

- To understand the advantages of immediate implants
- To reason the importance of soft tissue management to achieve stable results in the rehabilitation of the aesthetic area
- To comprehend how to be more efficient applying digital workflows

**Moderated by Dr Tidu Mankoo**



***Dr. Ramón Gomez-Meda***

Degree in Dentistry from the University of Santiago de Compostela, PHD In Oral Pathology and Health by the University of Sevilla Thesis Award of the Autonomous Community of Galicia for Academic Excellence Postgraduate training in Periodontics and Implantology (Madrid); Occlusion and Temporo-mandibular Dysfunction (Valencia) and Orthodontics (University of Santiago de Compostela).

International speaker on Periodontics, Esthetic Dentistry and Multidisciplinary Treatments. Director of two years Master program in Implants and Implant Prosthesis. UAX University (Madrid, Spain) Adjunct Assistant Professor of the Department of Prosthodontics at LSUHSC School of Dentistry (New Orleans, Louisiana, USA)

Founder of MEDA Training Center, La Coruña, Spain.

**PRIVATE PRACTICE:**

MEDA Institute. Ponferrada (León) Spain

Practice focus on Multidisciplinary Oral Rehabilitation, Advanced Regenerative Surgery, Implant Placement with Hard and Soft Tissue Management, Aesthetic Prostheses.



## *Meet our Executive Council*



**PRESIDENT**

Nik Sethi



**PAST PRESIDENT**

Nik Sisodia



**PRESIDENT ELECT**

Roy Morris



**SECRETARY**

Fazeela Khan-Osborne



**TREASURER**

Elaine Mo



**SCIENTIFIC  
COMMITTEE**

Gurvinder Bhirth



**SCIENTIFIC  
COMMITTEE**

Dipesh Parmar



**FULL COMMITTEE  
MEMBER**

Andrew Chandrapal




**TRADE LIAISON & CO-OPTED  
COMMITTEE MEMBER**

Jon Ayres



**EXECUTIVE  
ADMINISTRATOR**

Penny Sykes



**CO-OPTED  
COMMITTEE MEMBER**

Hiral Patel



**YOUNG BAAD CO-ORDINATOR &  
CO-OPTED COMMITTEE MEMBER**

Imaan Khalid



**SCIENTIFIC  
COMMITTEE**

Martin Wanendeya

# Thank you to all our Partners, Sponsors and Exhibitors

## BAAD Corporate Friends



**KULZER**  
MITSUI CHEMICALS GROUP



## Speaker Sponsor



## BAAD Trade Exhibitors



Paul Harris  
& Rubie Harris



Enlighten®

Payman Langroudi



Trusted for 50 years

Lisa Caley



John Maloney, Jay Samra  
& Stuart Tatlock



Chris Mason  
& Leanne Kaminski



Heidi O'Carroll, Gary Frost,  
Andrew Roberts & Sam Horler



**KULZER**  
MITSUI CHEMICALS GROUP

Neil Heyes, Gary Brooks  
& Allan Cameron

**medenta**  
putting finance into practice

Lesley Turner



Sophia Knops  
& Abdul Majid Haider



**optident** LTD

Petra Beadle, Tom Guy  
& Danielle Evans



Tia Evans  
& Zoe Kitching



**ORASCOPTIC**  
SUPERIOR VISUALIZATION

Kitty Gill  
& Lee Berbillion



Aneta Halamaj  
& Megan Platt



Asif Nazir, Hannah Mannion  
& Stephanie Slater



THE DENTALISTS

Hazel Betts  
& Rita Basinskas

**WESLEYAN**  
we are all about you

Scott Wilson



British Academy  
of Aesthetic Dentistry  
EST. 1994


See our website to keep up to date




[baad.org.uk](http://baad.org.uk)

Follow BAAD



 [@baadaestheticdentistry](https://www.instagram.com/baadaestheticdentistry)



 [@BAADAcademy](https://www.facebook.com/BAADAcademy)





# BAAD CONFERENCE 2026

30 - 31 JANUARY 2026 HILTON LONDON SYON PARK